


Restoration & Preservation



1941 National Congress - Chicago, IL




Documentation – Damage to original frame



Water damage and use of cardboard to back photo.




Documentation - Condition of the piece as it was found.




Documentation – As picture was disassembled for restoration and conservation.






Documentation – Dirt and condition of the photo as seen when disassembled.


Documentation – Dirt, damage and condition of the photo



Documentation – Damage to the photo caused by insects and environmental conditions




Documentation –
Photographer and
family member at the
banquet




What would you decide?

- **Restoration** is the physical manipulation or repair of objects
- **Preservation** is protecting the item with as little change as possible to the true nature of the items
- **Replication** the process of repeating, duplicating, or reproducing something

Process of Restoration

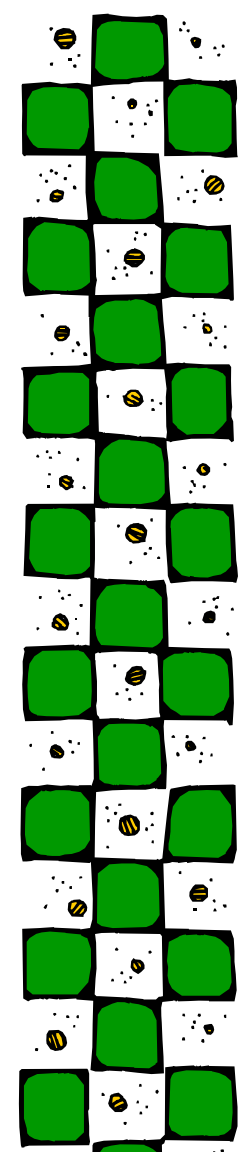


Cleaning – Step 1



Cleaning – Step 2

Cleaning – Step 2 continued



Cleaning – Results



Restoration – wax with color. Closely matched to original color





Cleaning

Good
conservation
practices begin
with clean hands



Restoring


Frame Restoration Results

End



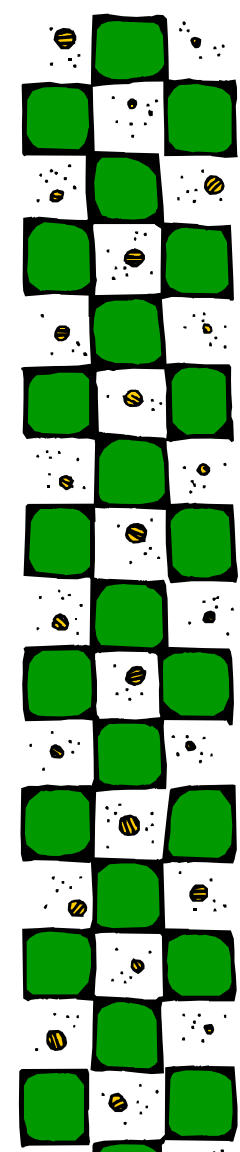
Beginning

Process of Preservation



Cleaning Photograph

Cleaning –
avoid further damage,
carefully remove all dirt,
insects and residue




Completing the process of Restoration & Preservation



Reassembling

What preservation decisions might be necessary at this point?



Use acid free products which will protect the picture.



Reassembling continued

Seal the back to
reduce dust and
insects.



2009

This photograph was found after my Great Grandmother's Julia Gabrish died. My Great Aunt Mary Gabrish-Offutt found it and kept it for many years. She donated it to the Cleveland County 4-H office.

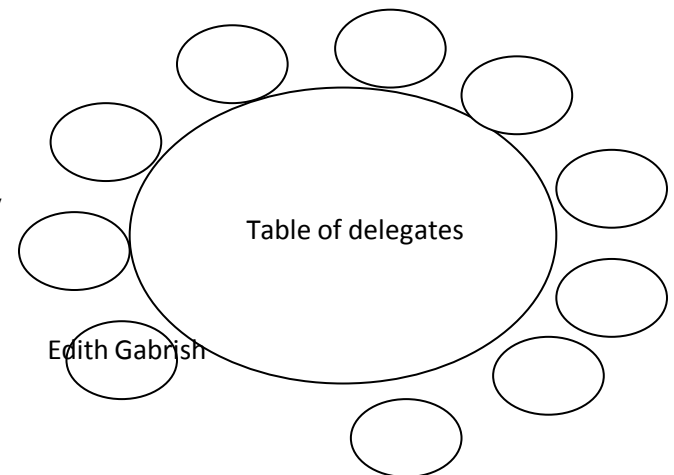

My Aunt Edith Gabrish-McDowell is pictured with the Oklahoma Delegation at the 1941 National Congress in Chicago. She is sitting at the table in the lower left, wearing a black dress and necklace. This photo was taken at the banquet held at the Stevens Hotel.

Aunt Edith was a Cleveland County 4-H member and later an extension agent in Murray County (Sulphur, Oklahoma). She later moved to Calgary, Alberta Canada.

Our family's 4-H history goes back 75 years. Three generations have gone to National Congress- Great Aunt Edith, my mother Theresa Gabrish-Bragg and my sister Julie Bragg.

Annie Bragg
Cleveland County 4-H
Age 9

History and Documentation







Mother
Theresa Gabrish-Bragg

Sister
Julie Bragg



**Three
generations
attend National
Congress**





Restoration Process



After